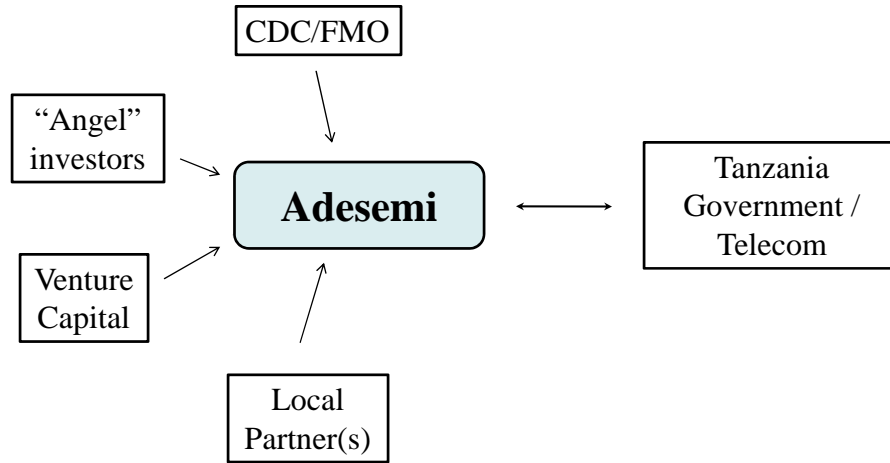


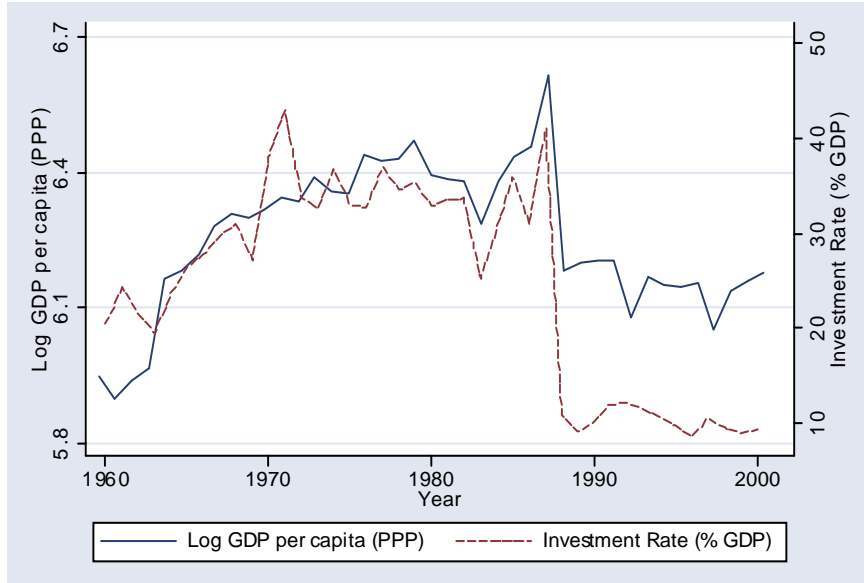
A Dream Deferred



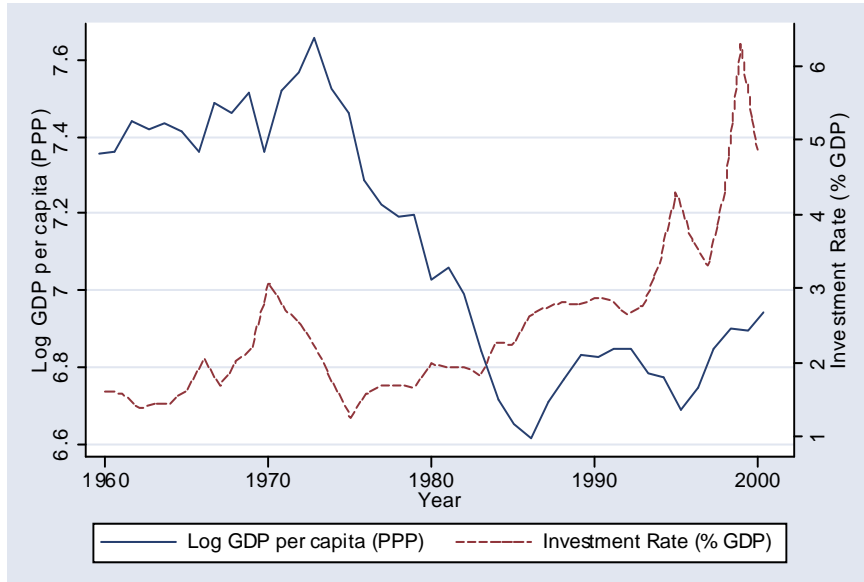
- World Bank, competitors?, bureaucrats?



Tanzania: Growth and Investment



Mozambique: Growth and Investment



Tanzania & Mozambique: Falling Further Behind

	Per-capita income relative to US		Recent Growth
	1960	2000	1990s
Countries			
Tanzania	3.1%	1.5%	-0.2%
Mozambique	12.6%	3.1%	1.0%
Botswana	7.9%	23.5%	3.8%
China	5.5%	10.6%	7.3%
USA	100%	100%	2.2%

Tanzania & Mozambique: Further Comparisons

	Life Expectancy 1995	Infant Mortality 1995	Corruption (1=most) 1990s	Rule of Law 1990s
Countries				
Tanzania	49	8.2%	.45	.74
Mozambique	45	11.3%	.36	.36
Botswana	50	5.6%	.42	.76
China	69	3.4%	.48	.76
USA	76	0.7%	.23	1

