

Credit Market Imperfections and Patterns of International Trade and Capital Flows

By Kiminori Matsuyama¹

June 2004

Revised: August 2004

1. Introduction

In a world where credit relationships are subject to a variety of agency problems, corporate governance, contractual enforcement, and the balance sheet condition of the business sector are among many factors that can play an important role in the allocation of resources. This short paper offers two simple models to illustrate how these factors can affect the patterns of international trade and capital flows in the presence of credit market imperfections.

2. Patterns of International Capital Flows

The following model has been inspired by Gertler and Rogoff (1990). Consider a closed economy populated by the landowners and a continuum of identical entrepreneurs with unit measure. There is a single consumption good, produced with the CRS technology, $F(K, L)$, using physical capital, K , and land, L . Let $F(K/L, 1) \equiv f(k)$, where $k \equiv K/L$ and f satisfies $f' > 0 > f''$ and $f(+\infty) = \infty$. The markets are competitive, and per unit payment for the use of physical capital and land are equal to $f'(k)$ and $f(k) - kf'(k) > 0$, paid in the consumption good.

The landowners are collectively endowed with L units of land, which they supply inelastically to consume $[f(k) - kf'(k)]L$. Physical capital is produced by the entrepreneurs. Each entrepreneur is endowed with $\omega < 1$ units of the input. To supply physical capital, the entrepreneurs must first run the investment projects. Each entrepreneur can run at most one project. Each project requires one unit of the input and generates R units of physical capital. Thus, any entrepreneur who runs the project must borrow $1 - \omega$ units of the input from those who do not run the project. Let r denote the interest rate that the borrower can promise to the lender. Thus, the entrepreneurs who run the project earn $Rf'(k)$ in the consumption good, out of which $r(1 - \omega)$ must be paid to the lenders. Thus, by running the project, they consume $Rf'(k) - r(1 - \omega)$. By not running the project and lending the input instead, they consume $r\omega$.

Hence, an entrepreneur is willing to run the project if and only if $Rf'(k) - r(1 - \omega) \geq r\omega$, and equivalently,

$$(PC) \quad Rf'(k) \geq r,$$

¹Department of Economics, Northwestern University; <http://www.facultv.econ.northwestern.edu/facultv/matsuyama/>. This short paper is prepared for the invited session, "Imperfect Credit Markets in General Equilibrium," at the 2004 EEA summer meeting in Madrid. I thank K. Freitas, G. Grossman, and J. Tirole for their feedback.

where PC stands for the *profitability constraint*.

Even when (PC) holds with strict inequality, some entrepreneurs may not be able to run the project due to the borrowing constraint. The borrowing limit exists because the borrower can pledge only up to a fraction of the project revenue for the repayment, $\lambda Rf(k)$, where $0 \leq \lambda \leq 1$. Knowing this, the lender would lend only up to $\lambda Rf(k)/r$. Thus, the entrepreneur can finance the project if and only if

$$(BC) \quad \lambda Rf(k) \geq r(1-\omega),$$

where BC stands for the *borrowing constraint*. The parameter, λ , the pledgeable fraction of the project revenue, captures the quality of contractual enforcement, of corporate governance, and other factors that determine the efficiency of the credit market, and may be interpreted as the state of financial development.² The parameter, ω , on the other hand, represents the net worth or the balance sheet condition of the entrepreneurs.

The assumption, $f'(+\infty) = \infty$, ensures that a positive fraction of the entrepreneurs invests in equilibrium of this closed economy, which means that both (PC) and (BC) hold. Furthermore, one of (PC) and (BC) must be binding; otherwise, no entrepreneur would become lenders. Hence, the equilibrium interest rate is given by

$$(1) \quad r = \min\{1, \lambda/(1-\omega)\}Rf(k).$$

Since there is unit measure of entrepreneurs, each endowed with ω units of the input, the aggregate endowment of the input in this economy is equal to ω . Since each project requires one unit of the inputs, the resource constraint implies that the total number of the projects run is equal to ω . Since each project generates R units of physical capital, the aggregate supply of physical capital is given by

$$(2) \quad k = R\omega.$$

In this closed economy, the aggregate investment is determined entirely by the aggregate endowment. Only ω fraction of the entrepreneurs borrows and invests, while $1-\omega$ fraction of them becomes lenders. For $\lambda + \omega \geq 1$, they are indifferent, because the equilibrium interest rate adjusts so as to make (PC) hold with the equality; $r = Rf(R\omega)$. For $\lambda + \omega < 1$, on the other hand, $r = \lambda Rf(R\omega)/(1-\omega) < Rf(R\omega)$. That is, (BC) is binding, while (PC) holds with strict inequality. In this case, the entrepreneurs strictly prefer borrowing and running the projects themselves, instead of becoming lenders and letting

²I have used similar specifications of the credit market imperfections elsewhere, Matsuyama (2000a,b, 2001, 2004a,b). It is possible to give any number of agency stories to justify the assumption that borrowers can pledge only up to a fraction of the project revenue. The simplest story would be that they strategically default, whenever the repayment obligation exceeds the default cost, which is proportional to the project revenue. Alternatively, each project is specific to the borrower, and requires his services to produce R units of physical capital. Without his services, it produces only λR units. Then, the borrower, by threatening to withdraw his services, can renegotiate the repayment obligation down to $\lambda Rf(k)$. See Hart and Moore (1994). It is also possible to use the costly-state-verification approach used by Townsend (1979) and Boyd and Smith (1997), or the moral hazard approaches used by Gertler and Rogoff (1990) and Holmstrom and Tirole (1997).

their endowment invested by others. Thus, the equilibrium allocation necessarily involves credit rationing, where some random mechanism allocates the credit to the fraction, ω , of the entrepreneurs, while the rest is denied the credit. These unlucky entrepreneurs have no choice but to become the lenders; they would not be able to entice the potential lenders by promising a higher interest rate, because that would violate (BC).³

Eq. (2) implies that a higher endowment leads to a higher aggregate investment. However, the equilibrium interest rate,

$$(3) \quad r = \min\{1, \lambda/(1-\omega)\}Rf'(R\omega),$$

may not be decreasing in ω . There are two competing forces. On one hand, due to diminishing returns, a higher aggregate investment comes with a lower return. On the other hand, for $\lambda + \omega < 1$, a higher endowment eases the borrowing constraint of the entrepreneurs, which allow them to pledge a higher return to the lender. When the second force is stronger, a higher ω leads to both a higher investment and a higher return to the lender, in spite of diminishing return in the investment. Simple algebra can show that the condition for this is $1 - \lambda > \omega > \eta/(1 + \eta)$, where $\eta \equiv -\log(f')/\log(k) = -kf''/f'$ is the elasticity of the marginal productivity of the investment.

Now, suppose that the world economy consists of two countries of the kind analyzed above, North and South. They share the identical parameters, except λ and ω . To avoid a taxonomical analysis, let us assume $1 > \lambda_N \geq \lambda_S > 0$ and $1 > \omega_N > \omega_S > 0$. Furthermore, it is assumed that land is nontradeable and that only northern (southern) entrepreneurs know how to produce physical capital used in the production of the consumption good in North (South). On the other hand, the input to the investment projects and the consumption good can be traded between the two countries.

If North and South are in autarky, the investments in the two countries are simply $k_N = R\omega_N > R\omega_S = k_S$. This is depicted by point A in Figure 1. The autarky interest rates in the two countries are given by $r_j = \min\{1, \lambda_j/(1-\omega_j)\}Rf'(R\omega_j)$; $j = N$ or S .

Now, suppose that the two countries become financially integrated and that the entrepreneurs from both countries can lend and borrow their input endowments across the borders without additional costs. This leads to an equalization of the interest rate, and the resource constraint applies only to the world economy as a whole. That is, the equilibrium allocation is now determined jointly by

³Although the equilibrium credit rationing is important to understand the working of this model, one should not make too much out of it, because it is possible to extend the model to eliminate the equilibrium credit rationing without changing the essential feature of the model. For example, suppose that the input endowments of the entrepreneurs are drawn from a cumulative distribution, $G(z)$, with the mean equal to ω and with no mass point. Then, the entrepreneurs, whose endowments are greater than or equal to z_c , become entrepreneurs and those whose endowments are less than z_c become the lenders, where z_c is given by $G(z_c) = 1 - \omega$. What is essential for the present analysis is whether the borrowing constraint is binding or not for the marginal

$$(4) \quad k_N + k_S = R(\omega_N + \omega_S),$$

$$(5) \quad \min\{1, \lambda_N/(1-\omega_N)\}f(k_N) = \min\{1, \lambda_S/(1-\omega_S)\}f(k_S).$$

Eq. (4) represents the world resource constraint, which is depicted by the downward sloping line in Figure 1. Along this resource constraint, eq. (5) determines the allocation of the inputs across the two countries.⁴

If $\lambda_S/(1-\omega_S) \geq 1$, which also implies $\lambda_N/(1-\omega_N) > 1$, eq. (5) becomes simply $f(k_N) = f(k_S)$, or equivalently, $k_N = k_S$. Thus, the equilibrium allocation is given by the intersection with the 45° line, depicted by W in Figure 1. Since (BC) is not binding in either country, the movement of international capital flows is entirely dictated by the difference in marginal productivity. As a result of financial integration, the investment in South is partially financed by the lending from North, and capital flows from the rich to the poor until the difference in marginal productivity is eliminated.

If $\lambda_S/(1-\omega_S) < 1$, (BC) is binding in South, and this leads to $f'(k_N) < f'(k_S)$ or equivalently, $k_N > k_S$. Financial integration does not eliminate the difference in marginal productivity. Furthermore, if

$$(6) \quad r_N = \min\{1, \lambda_N/(1-\omega_N)\}Rf'(R\omega_N) > r_S = \{\lambda_S/(1-\omega_S)\}Rf'(R\omega_S),$$

we have

$$(7) \quad k_N > R\omega_N > R\omega_S > k_S.$$

This situation is depicted by the arrow in Figure 1. As a result of financial integration, the investment in South declines and the investment in North increases, which are partially financed by the lending from South. Thus, capital flows from the poor to the rich to magnify the difference in marginal productivity. Not surprisingly, eq. (6) holds when λ_S is sufficiently smaller than λ_N . Poor corporate governance and any other factors contributing to financial insecurity in South lead to capital flight from South to North. What may not be so obvious is that the reverse capital flow occurs even when $\lambda_N = \lambda_S = \lambda$. For example, suppose $1-\lambda > \omega_N > \omega_S > \eta/(1+\eta)$. Then, eq. (6) is satisfied, because $f'(R\omega)/(1-\omega)$ is increasing in ω for $1-\lambda > \omega > \eta/(1+\eta)$.⁵ Even though the state of financial development does not differ between North and South in this case, southern entrepreneurs are poorer. This makes them more dependent on external finance, which in turn makes them less credit-worthy than richer northern entrepreneurs. An integration of financial markets forces southern entrepreneurs to compete with northern entrepreneurs when financing their investments, which put the former in disadvantage.

agent. The equilibrium credit rationing is a mere artifact of the homogeneity assumption, which is made solely to minimize the notation and to simplify the analysis.

⁴The assumption, $f(+0) = \infty$, ensures that the investments are positive in both countries. In particular, it rules out the corner solution, $k_N = R(\omega_N + \omega_S)$, $k_S = 0$, with (5) satisfied with the inequality.

⁵In their moral hazard model, Gertler and Rogoff (1990) demonstrated that the capital movement from the rich to the poor is muted in the imperfect information case, compared to the perfect information case. It is not clear whether the reverse capital flows

In the above model, the two key factors, λ and ω , are treated as exogenous parameters. Boyd and Smith (1997) and Matsuyama (2004a) developed dynamic models with positive feedback from k to ω , where the investment made by the current generation of the entrepreneurs in one country improves the balance sheet condition of the next generation of the entrepreneurs living in the same country. This creates the possibility of endogenous inequality, i.e., all stable steady states may be characterized by uneven distributions of the wealth and capital stock across the countries, even when all the countries are inherently identical. Endogenous inequality may also arise with positive feedback from k to λ . For example, one could allow for some sorts of learning-by-doing, which make the expertise gained from the past experiences in the investment help controlling the agency problems of the future investment.⁶

3. Patterns of International Trade

The following model has been inspired by the empirical findings of Beck (2002) and Freitas (2004).⁷ Consider a variation of the Ricardian model with a continuum of tradeable goods, indexed by $z \in [0,1]$, à la Dornbusch-Fischer-Samuelson (1977). The economy is populated by a continuum of identical agents, which is endowed with $\omega < 1$ units of labor. The preferences are given by symmetric Cobb-Douglas, so that demand for good z is $D(z) = E/p(z)$, where $p(z)$ is the price of good z and E is the aggregate expenditure in this economy. To produce any tradeable good, the agents must run a project. Each project in sector z requires one unit of labor and generates R units of good z . Each agent may run one project or may simply become a worker, by supplying the labor endowment to other agents.

Since any project requires one unit of labor, and the labor endowment of any agent is $\omega < 1$, each agent who runs the project must employ $1-\omega$ units of labor supplied by those who do not run the project. Let w be the wage rate, which the employers promise to pay after the project is completed and the output is sold. By running a project in sector z , the entrepreneur earns $p(z)R$, out of which they pay the wage bill, $w(1-\omega)$, so that they consume $p(z)R - w(1-\omega)$. By not running the project and supplying labor, they consume $w\omega$. Hence, any agent is willing to run the project in sector z if and only if $p(z)R - w(1-\omega) \geq w\omega$, and equivalently,

$$(PC-z) \quad p(z)R \geq w.$$

occur in their model, unless the net worth of the poor is negative. In the present model, the reverse capital flows occurs even if the poor is just slightly poorer than the rich.

⁶Such an extension would bring the above model closer to the human capital externalities story of Lucas (1990). Alternatively, one might be able to model positive feedback from k to λ by allowing for the credit market inefficiency to be mitigated by diversification opportunities, along the line pursued by Acemoglu and Zilibotti (1997) and Martin and Rey (forthcoming). Another possible way of linking λ to k is to let each government to tax k in an effort to finance an improvement in the country's financial infrastructure to improve λ , along the line pursued by Ando and Yanagawa (2002).

⁷Kletzer and Bardhan (1987) is the seminal work exploring a theoretical link between the credit market and the patterns of trade.

where PC again stands for the *profitability constraint*. This constraint may not be binding, because the employers can pledge only a fraction of the project revenue for the wage payment. More specifically, it is assumed that the employers in sector z can pledge only $\lambda(z)p(z)R$, where $\lambda(z)$ is continuous and strictly increasing with the range from zero to one. Because of the partial pledgeability, the projects in sector z take place if and only if they satisfy

$$(BC-z) \quad \lambda(z)p(z)R \geq w(1-\omega),$$

where BC again stands for the *borrowing constraint*. Note that the pledgeable fraction of the project revenue, $\lambda(z)$, is now sector-specific. The assumption that it is strictly increasing means that the sectors are indexed such that the agency problems underlying the borrowing constraint are bigger in lower indexed sectors.

The Cobb-Douglas preferences ensure that, in autarky, the economy produces in all the sectors. Thus, both (PC- z) and (BC- z) must be satisfied for all z . Furthermore, one of them must be binding for all z ; otherwise, no agent would become workers. Therefore,

$$(8) \quad p(z)/w = \max\{1, (1-\omega)/\lambda(z)\}/R.$$

It is decreasing in $\lambda(z) < 1-\omega$ and constant for $\lambda(z) > 1-\omega$. Note that, for $\lambda(z) < 1-\omega$, (BC- z) is binding and $p(z)R > w$. In the sectors plagued by big agency problems, each project must earn higher revenues in order to assure the workers for their wage payment. The higher prices and project revenues in these sectors are due to the difficulty of obtaining the credit, which restricts the entry in these sectors.⁸ Let $n(z)$ denote the number of projects run in sector z . Then, the total output in sector z is $n(z)R$, which must be equal to $D(z)$ in autarky. Thus, $E = p(z)D(z) = p(z)n(z)R$. Hence, (8) becomes

$$(9) \quad n(z) = \min\{1, \lambda(z)/(1-\omega)\}E/w,$$

which is increasing in $\lambda(z) < 1-\omega$ and constant for $\lambda(z) > 1-\omega$. Since each project requires one unit of labor, and the aggregate labor endowment is equal to ω , the resource constraint in this economy is given by

$$(10) \quad \int_0^1 n(z)dz = \omega.$$

Summing up (9) for all z and using (10) yields

$$(11) \quad n(z) = \min\{1, \lambda(z)/(1-\omega)\}\omega / \left[\int_0^1 \min\{1, \lambda(s)/(1-\omega)\}ds \right],$$

⁸This means that the entrepreneurs are not indifferent between the sectors. They prefer running the project in lower-indexed sectors. Therefore, as in the previous model, the equilibrium allocation necessarily involves credit rationing (unless some heterogeneity among entrepreneurs is introduced; see footnote 3).

which implies $n(z) < \omega$ for low z and $n(z) > \omega$ for high z .⁹

Now, suppose that the world economy consists of two countries of the kind analyzed above, North and South. They have identical parameters except $\lambda(z)$ and ω . To avoid a taxonomical analysis, let $\omega_N > \omega_S$. Furthermore, it is assumed that $\lambda_N(z) = \lambda_N \Lambda(z)$ and $\lambda_S(z) = \lambda_S \Lambda(z)$, where $\Lambda(z)$ is continuous and increasing in z with the range from zero to one, and $1 > \lambda_N \geq \lambda_S > 0$. This means that the agency problems underlying the borrowing constraint have two components; $\Lambda(z)$, which depends on the technologies and other sector-specific factors, and λ_N and λ_S , which depend on corporate governance, legal enforcement and other country-specific factors that determine the overall level of financial development in these economies.

From (8), the autarky prices in North and South, $p_N(z)$ and $p_S(z)$, are now given by

$$(12) \quad p_j(z)/w_j = \max\{1, (1 - \omega_j)/\lambda_j \Lambda(z)\}/R \quad (j = N, S).$$

Since $(1 - \omega_N)/\lambda_N < (1 - \omega_S)/\lambda_S$, eq. (12) implies that $p_N(z)/w_N \leq p_S(z)/w_S$ for all z and $p_N(z)/w_N < p_S(z)/w_S$ for z such that $\Lambda(z) < (1 - \omega_S)/\lambda_S$, as shown in Figure 2a. This means that the credit market imperfections effectively become the source of absolute advantage (disadvantage) for North (South). Hence, when North and South trade with each other, the equilibrium relative wage must satisfy $w_N > w_S$, so that South gains comparative advantage in high indexed sectors. Figure 2b shows the patterns of comparative advantage. North, whose credit market functions better and whose entrepreneurs are richer and hence more credit-worthy, specializes and exports in the lower indexed sectors that suffer from bigger agency problems. South specializes and exports in higher indexed sectors, which are subject to smaller agency problems. The relative wage rate and the marginal sector, $\Lambda(z_c) = \Lambda_c$, are determined by the balanced trade condition. See Freitas and Matsuyama (2004) for a variety of extensions of the above model.

⁹Note that the binding borrowing constraints in low-indexed sectors give rise to positive profits. The total profit in sector z is equal to $E - wn(z)$, which is positive for $\lambda(z) < 1 - \omega$ and zero for $\lambda(z) > 1 - \omega$. Summing it up across all the sectors and using (10) can verify that the aggregate profit Π is equal to $\Pi = E - w\omega$ and that the aggregate income thus satisfies $Y = w\omega + \Pi = E$.

References:

- Acemolgu, Daron, and Fabrizio Zilibotti (1997), "Was Prometheus Unbounded by Chance? Risk, Diversification, and Growth," *Journal of Political Economy*, 105, 709-751.
- Ando, M., and N. Yanagawa (2002), "Cost of Enforcement in Developing Countries with Credit Market Imperfections," Working Paper, University of Tokyo.
- Beck, Thorsten (2002), "Financial Development and International Trade: Is There a Link?" *Journal of International Economics*, 57, 107-131.
- Boyd, J.H., and B. D. Smith (1997): "Capital Market Imperfections, International Credit Markets, and Nonconvergence," *Journal of Economic Theory*, 73, 335-364.
- Dornbusch, Rudiger, Stanley Fischer and Paul A. Samuelson (1977), "Comparative Advantage, Trade, and Payments in a Ricardian Model with a Continuum of Goods," *American Economic Review*, 67, 823-839.
- Freitas, Kripa, "Effects of Financial Development and R&D on International Trade," April 2004, available at www.pubweb.northwestern.edu/~kmf579/.
- Freitas, Kripa, and Kiminori Matsuyama, (2004), "Corporate Governance and Patterns of International Trade," Work in Progress.
- Gertler, Mark, and Kenneth Rogoff (1990), "North-South Lending and Endogenous Domestic Capital Market Inefficiencies," *Journal of Monetary Economics*, 26, 245-266.
- Hart, O. and J. H. Moore (1994), "A Theory of Debt Based on the Inalienability of Human Capital," *Quarterly Journal of Economics*, 109, 841-879.
- Holmstrom, B., and J. Tirole (1997), "Financial Intermediation, Loanable Funds, and the Real Sector," *Quarterly Journal of Economics*, 112, 663-691.
- Kletzer, K., and P. Bardhan (1987), "Credit Markets and Patterns of International Trade," *Journal of Development Economics*, 27, 57-70.
- Lucas, Robert E. Jr. (1990), "Why Doesn't Capital Flow from Rich to Poor Countries?" *American Economic Review*, 92-96.
- Martin, Philippe, and Hélène Rey (forthcoming), "Financial Super-Markets: Size Matters for Asset Trade," *Journal of International Economics*.
- Matsuyama, K. (2000a), "Endogenous Inequality," *Review of Economic Studies*, 67, 743-759.
- Matsuyama, K. (2000b), "On the Rise and Fall of Class Societies," latest version available at <http://www.faculty.econ.northwestern.edu/faculty/matsuyama/>.
- Matsuyama, K. (2001), "Good and Bad Investments: An Inquiry into the Causes of Credit Cycles," latest version available at <http://www.faculty.econ.northwestern.edu/faculty/matsuyama/>.
- Matsuyama, K. (2004a), "Financial Market Globalization, Symmetry-Breaking, and Endogenous Inequality of Nations," *Econometrica*, 72, May 2004, 853-884.
- Matsuyama, K. (2004b), "Credit Traps and Credit Cycles," latest version available at <http://www.faculty.econ.northwestern.edu/faculty/matsuyama/>.
- Townsend, R.M. (1979), "Optimal Contracts and Competitive Markets with Costly State Verification," *Journal of Economic Theory*, 21, 221-272.

Figure 1: Patterns of International Capital Flows

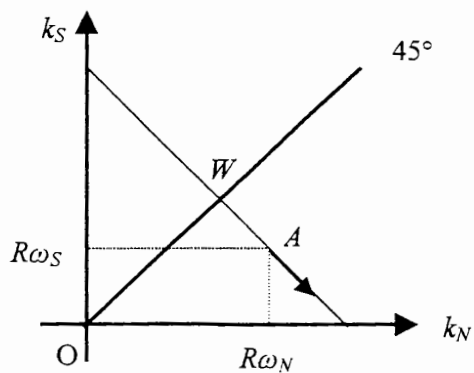
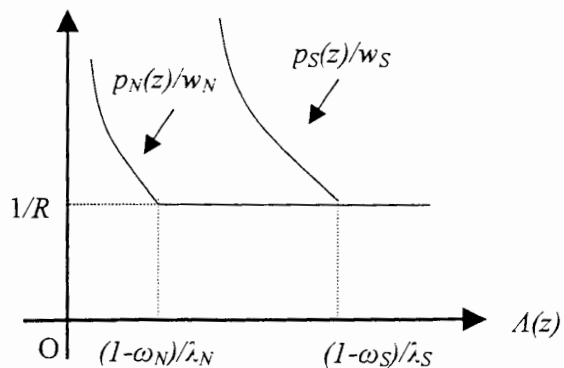
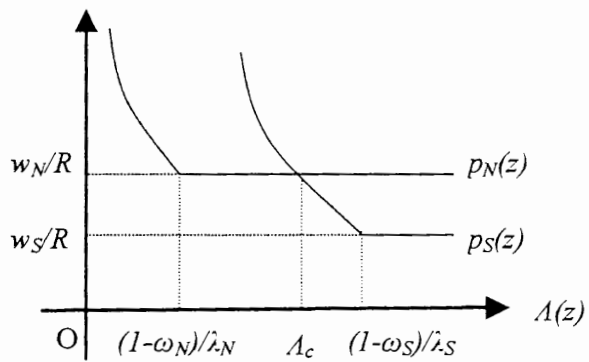


Figure 2: Patterns of International Trade



a) North's Absolute Advantage over South



b) Patterns of Comparative Advantage